



Registration
Welcome Package

Registration / Login

<https://learn.wizrobotics.com/login/signup/>

Login Portal
learn.wizrobotics.com



Accessing the Learning Platform

REGISTER

Token

Name (optional)

Username

Email

Password

Repeat Password

GO

[Login here](#)

[Forgot your password?](#)

Step 1

Your Token is the access token sent to your **email**



**Make sure to write down
your password**



Classrooms




Unit List

Students can join
classes!

Click classroom!

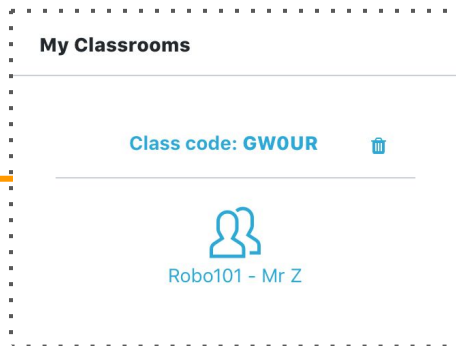
Step 2



Enter the the classroom code:
If you don't know ask your
instructor!

NOTE

Student cannot
actually click into
the class.




Step 2

CWE



Step 3



1. Mathematics



2. Computer Engineering

MCR3U Functions GR. 11



1. To **navigate** to your course:
 - a. Click on “core”
 - b. CWE \Rightarrow Mathematics \Rightarrow MCR3U


Unit 1

Step 3

NOTE


Once you have successfully logged in, the class starts and your first assignments will be due. Make sure to start working!

Task 1




Review of Factoring

Quiz 1



Quiz - Simplifying Rational Expressions

Task 2




Video - Review Grade 10 Function

Task 3



Video - Review Exponential Functions

Quiz 2



Quiz - Factoring

Mission 1



Assignment - Factoring Recap




Access to Communication Platform

www.Trello.com

MPM1D - Class A - Grade 9 Principals of Math ☆ | Personal | Public | TP ZH L L +2 | Invite | off Elegantt >>

Expectations	Unit 1	Unit 2	Unit 3	Unit 4
Instructions	+ Add a card	+ Add a card	+ Add a card	+ Add a card
Announcement				
CLASSROOM CODE: KYAIU				
+ Add another card				



Description

Add a more detailed description...

Activity Hide Details

Write a comment...

Used for commenting and discussions

Access: [Link](#)

Access to



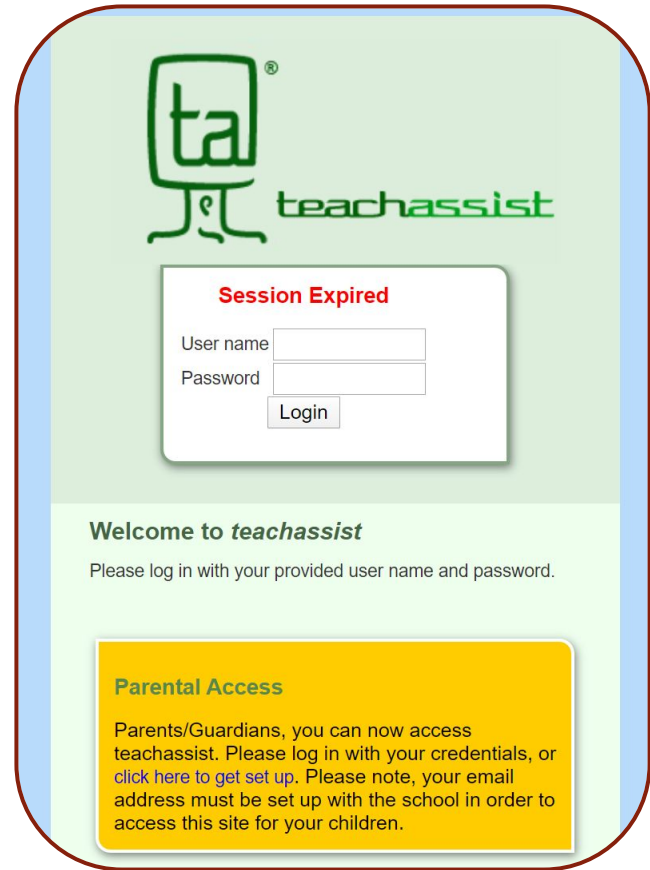
Teachassist

What is it?

It is an App where you will find your marks, work habits and the breakdown of the assessment categories

Starting point

Your student number
is your Username
Your last name or a
randomly assigned
password is your
password (emailed to
you)



The image shows a screenshot of the teachassist website interface. At the top, there is a logo consisting of a green square with the letters 'ta' inside, and the word 'teachassist' in green lowercase letters to its right. Below the logo, a white box with a red border contains the text 'Session Expired' in red. Underneath this, there are two input fields: 'User name' and 'Password', each followed by a white input box. A 'Login' button is positioned below the password field. Below the login form, the text 'Welcome to *teachassist*' is displayed in green, followed by the instruction 'Please log in with your provided user name and password.' At the bottom, a yellow box with a black border contains the heading 'Parental Access' in bold black text, followed by the text: 'Parents/Guardians, you can now access teachassist. Please log in with your credentials, or [click here to get set up](#). Please note, your email address must be set up with the school in order to access this site for your children.'

Where is it?



Every where!

Your computer,

Tablet,

Cell phone





Virtual Office Hours

7PM - 8PM [Mon, Wed, Fri]

[Mon, Wed, Fri]

Virtual Office Hours 8PM - 9PM



During Office Hours - Your instructor will ask you the following:

1. What did you accomplish the past day or two
2. What challenges you have [check logs]
3. What are you planning to get done



Spend 1.5 Hours a day,
your time is tracked for
accreditation



Online Courses require a
lot of discipline!



Contacts



Instructor:

- Questions related to course material
- Monitor your time logs and assignments

Tech Support. Assistant: Jack - jzhou@wizrobotics.com

- Help with setting up your account
- Meeting ID & general technology administration

Principal: Mr. Michaud - jfmichaud@cwelearn.com

- Oversees standards and answer any questions
- Audit class and audit student progress